





**PINZE MANOVRABILI PER FIORETTI ISOLANTI PER LINEE AEREE (ICC = 40KA / 1S)***EARTH CLAMPS / FOR OVERHEAD LINES EARTHING AND SHORT CIRCUIT DEVICES (ICC = 40KA / 1S)*

	<b>codice IW</b> <i>IW code</i>	<b>dimensioni (mm)</b> <i>dimensions (mm)</i>	<b>Ø cavo</b> <i>Ø cable</i>	<b>fissaggio</b> <i>fixing</i>	<b>capacità serraggio (mm)</b> <i>clamping capacity (mm)</i>	<b>peso (g)</b> <i>weight (g)</i>	<b>conf.</b> <i>pack.</i>
	<b>MT-731</b>	200 x 200 x 50	Ø 45 mm	anello / ring	5 - 60	1,45	1
	<b>MT-731-A</b>	200 x 200 x 50	Ø 45 mm	A	5 - 60	1,45	1
	<b>MT-731-B</b>	200 x 200 x 50	Ø 45 mm	B	5 - 60	1,45	1
	<b>MT-731-E</b>	200 x 200 x 50	Ø 45 mm	E	5 - 60	1,45	1
	<b>MT-731-H</b>	200 x 200 x 50	Ø 45 mm	H	5 - 60	1,45	1
	<b>MT-732</b>	200 x 200 x 50	Ø 45 mm	anello / ring	40 - 120	1,45	1
	<b>MT-732-A</b>	200 x 200 x 50	Ø 45 mm	A	40 - 120	1,45	1
	<b>MT-732-B</b>	200 x 200 x 50	Ø 45 mm	B	40 - 120	1,45	1
	<b>MT-732-E</b>	200 x 200 x 50	Ø 45 mm	E	40 - 120	1,45	1
	<b>MT-732-H</b>	200 x 200 x 50	Ø 45 mm	H	40 - 120	1,45	1
	<b>MT-734</b>	145 x 125 x 52	Ø 40 mm	anello / ring	5 - 40	0,80	1
	<b>MT-734-A</b>	145 x 125 x 52	Ø 40 mm	A	5 - 40	0,80	1
	<b>MT-734-B</b>	145 x 125 x 52	Ø 40 mm	B	5 - 40	0,80	1
	<b>MT-734-E</b>	145 x 125 x 52	Ø 40 mm	E	5 - 40	0,80	1
	<b>MT-734-H</b>	145 x 125 x 52	Ø 40 mm	H	5 - 40	0,80	1
	<b>MT-735</b>	178 x 165 x 60	Ø 40 mm	anello / ring	15 - 60	0,90	1
	<b>MT-735-A</b>	178 x 165 x 60	Ø 40 mm	A	15 - 60	0,90	1
	<b>MT-735-B</b>	178 x 165 x 60	Ø 40 mm	B	15 - 60	0,90	1
	<b>MT-735-E</b>	178 x 165 x 60	Ø 40 mm	E	15 - 60	0,90	1
	<b>MT-735-H</b>	178 x 165 x 60	Ø 40 mm	H	15 - 60	0,90	1

Sezione max cavo: 150 mm<sup>2</sup>*Max cable section: 150 mm<sup>2</sup>*